




# mini electric flow boiler

The upgraded new 2.7kW flow boiler with fitted plug, timer and temperature control

- Compact only 120mm x 200mm
- CE marked
- No need to upgrade your boiler if you extend your home
- Heat a conservatory up to 20m<sup>2</sup>
- Run two radiators
- Add as an inline heat source to any plumbing or heating installation
- Perfect for caravans, mobile homes, boats etc.
- Run your towel rail all year



The Plug n Glow is a small stainless steel flow boiler with many applications. It has 22mm connections for ease of installation, a 13 amp plug fitted and can be programmed twice a day with 5 day/weekend option.

Temperature is adjusted by a calibrated knob on the front of the case or it can be controlled by an off board thermostat. There is no restriction on the number of uses of the product, many are listed overleaf. Because the unit is compact it can be used discreetly, for example connected to a room thermostat in a new extension or conservatory, to either underfloor or traditional heating systems.

With a 2.7kw output the unit is fitted with a 13amp plug and can be plugged into a household socket. In addition, there are connections for a pump to be wired in, the pump will operate when there is demand on the unit.

Cable glands are fitted so installation is straightforward.

The unit is rated up to 3 bar pressure and is guaranteed for two years.





## Applications

- Home Office Heating
- Garage Workshop Heating
- Boost an Existing System
- Maximise Solar PV Output
- De-frost Heat Pump
- Conservatory Underfloor Heating
- Drying out Screed in New Build
- Towel Rails
- Greenhouse Frost Protection
- Secondary Return on Water Loops
- Thermal Disinfection and Legionella Control
- De-stratification of Cylinders
- Frost Stat for Holiday Homes
- Prevent Freezing if Absent From Home
- Heating Large Open Tanks

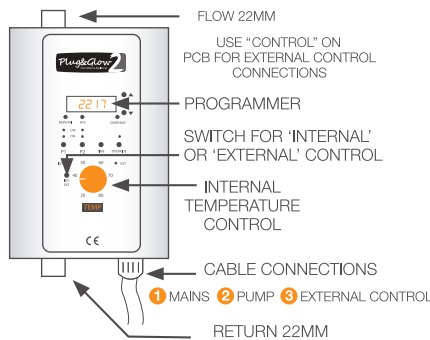
## Be Creative ...

This is the fun bit - Plug n Glow is a great innovation and we have come up with the following ideas and applications. Bear in mind that the EXT position on the fascia will give you the option of switching it on and off with any switch - for example (using a contactor/relay to achieve VOLTAGE FREE switching) it could be connected so that a pump in a gas central heating system is the switch - if the pump is live it can switch Plug n Glow on when there is demand on the heating system.

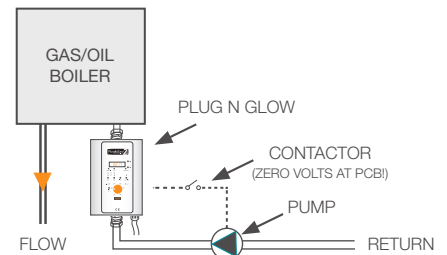
Or - using a contactor/relay again - a home office heating system could be activated by turning the light on as long as the circuit has a room thermostat incorporated. Or again - for heat pump defrost using off board heat pump controls.

You can incorporate more than one, just link them in series but please use individual power points - not power extension blocks.

### General Control Schematic



### Add to home heating



### Conservatories



For conservatory underfloor heating just add a pump and room thermostat

### Greenhouses -prevent freezing



Use underfloor or skirting pipes with Plug n Glow for even heat in the greenhouse and frost protection

## Technical Data

Size W x H x D	120mm x 200mm x 85mm
Weight	0.9 kg
Connections Plumbing	22mm Pipe
Power	2.7kw pod + 300 watts pump
Rating	13 Amps
Max Operating Pressure	3 Bar
Operating Temperature	up to 80°C
Safety Cut Out	90°C and 95°C
ERP Class	C

Advance Appliances

Unit 4 • Coppice Side Ind Est. • Brownhills • Walsall • West Midlands • WS8 7EX  
T: 01543377723 • F: 01543 360620 • E: sales@advanceappliances.co.uk

