


HERSCHEL IRP4 Ceiling-mounted Infrared Heaters

INSTALLATION & OPERATING INSTRUCTIONS



IP20

ELECTRICAL EQUIPMENT:



Waste electrical products should not be disposed of with household waste. Please recycle where facilities exist.



IMPORTANT NOTICE TO PURCHASER:

Before utilizing the product, you should determine the suitability of the product for its intended use. HERSCHEL INFRARED LTD expressly disclaims the implied warranties and conditions of merchantability and fitness for a particular purpose. In no case shall HERSCHEL INFRARED LTD be liable under any legal theory, including but not limited to contract or strict liability, for any direct, indirect special, incidental or consequential damages resulting from product use.



The product complies with European Safety Standards EN60335-2-30, RoHS and EMC EN 50336 and EN 62233. These cover the essential requirements of EEC Directives 2006/42/EC, 2011/65/EC and 2004/108/EC.

Original instructions covering IRP4 2600W produced 042016 onwards.

IMPORTANT SAFETY PRECAUTIONS

READ THESE INSTRUCTIONS CAREFULLY AND RETAIN FOR FUTURE REFERENCE.

Failure to observe these instructions will invalidate the warranty.

This unit may be a source of possible shock and must only be installed and serviced by a qualified electrician.

Do not disassemble. No user-serviceable parts inside.

Source of possible ignition.

WARNING

TO REDUCE THE RISK OF FIRE, ELECTRIC SHOCK OR INJURY:

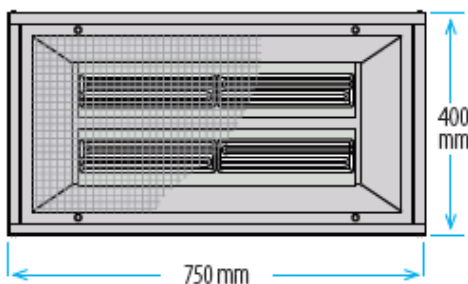
1. This appliance must be disconnected from its power source during installation or service activities and when replacing.
2. This heater is not equipped with a device to control the room temperature. Do not use this heater in small rooms when they are occupied by persons not capable of leaving the room on their own, unless constant supervision is provided.
3. In order to avoid overheating and potential fire hazard, **DO NOT** cover the heater. **DO NOT** cover the heater with insulating material or a similar material under any circumstances.
4. **DO NOT** touch the heater when in use. The Herschel IRP4 rises to very high temperatures in use. After the heater has been switched off the elements remain hot for a considerable time and the unit should not be touched within 30 minutes minimum. Please attach the supplied notice **CAUTION DO NOT TOUCH HEATER** to the wall near the heater or in a location where it can easily be seen.
5. **DO NOT** use the heater if the Ceramic panels or power cord are damaged. These must be replaced by the manufacturer, its service agent or similarly qualified persons in order to avoid a hazard.
6. **DO NOT** use the heater to ignite materials.
7. This heater must only be used for the heating of people or buildings. The IRP4 is not to be used by children or persons with reduced physical, sensory or mental capabilities, or lack of experience or knowledge, regardless of whether they have been given instruction or are under supervision. Children should be kept away and should not be left unsupervised around the unit.
8. All operators shall only switch on/off the appliance provided that it has been placed or installed in its intended normal operating position and they have been given supervision or instruction concerning use of the appliance in a safe way and understand the hazards involved. Children shall not plug in, switch on or regulate the appliance or perform user maintenance including cleaning.
9. **IMPORTANT:** Ensure supply voltage does not exceed 245 volts.

SAVE THESE INSTRUCTIONS.

ELECTRICAL INFORMATION:

Supply	Rated Power	Current	Fuse	Hz
230V	2,600 Watts	11.3A	16A	50/60

Ensure supply Voltage does not exceed 245V



Wiring to this unit must be connected in accordance with the relevant national electrical safety standards and must be earthed. The electrical supply to the unit should be provided by connecting to a circuit protected by a fuse or miniature circuit breaker suitable for the electrical rating of the unit and in accordance with Table 1.

The supply to the heater must be switched separately using a switch appropriately rated for the load and supply voltage. A switched fused spur may also be used on existing ring main circuits where the load current is less than 13A. In both cases, the switch must be double pole (disconnecting both live and neutral conductors) and form part of the fixed wiring in the installation in accordance with applicable wiring regulations.

The spur fuse should also be rated in accordance with the appropriate table. In either case the switch used to operate the Herschel IRP4 must be readily accessible.

The cable used to connect to the existing wiring should be correctly rated solid core wiring cable. Please note that the use of flexible appliance cable with stranded conductors for permanent wiring (except for the final connection between a cable outlet and the fixed equipment) is prohibited by IEE wiring regulations.

Where applicable, these regulations preclude the use of a 13A plug and socket for powering the Herschel IRP4. For the final connection to the Herschel IRP4, only the flexible cable and cable entry supplied with the unit must be used. The cable must connect to the supply in a suitable enclosure or cable outlet designed for that purpose. The cable outlet current carrying capacity must be greater than the recommended fuse current rating given in Table 1.

If the flexible cable is taken through a wall for connection purposes, suitable conduit or mechanical protection must be used through the wall to protect the cable from mechanical damage within the wall. The mounting position of the unit must ensure that any mechanical damage to the flexible cable is unlikely. Any exposed flexible cable is to hang down (not tied UP) and must have adequate clearance from the heater to prevent scorching or damaging the cable.

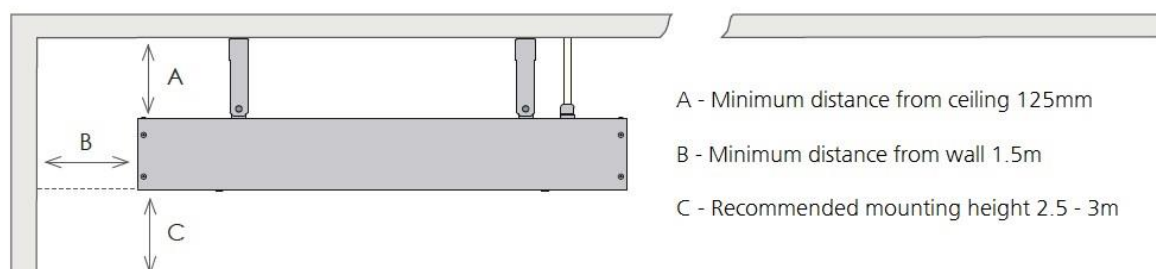
Colour coding used in the supplied mains cable: BROWN wire is to be connected to LIVE ('L'), the BLUE wire to NEUTRAL ('N') and the GREEN/YELLOW wire to EARTH ('E').

MOUNTING POSITION:

The IRP4 must be located in a position to allow proper and efficient use but one that ensures hot parts are not touched accidentally. The recommended installation height of the IRP4 is 2.5m to 3m (98"-118") from the floor and under no circumstances is it to be installed at less than 1.8m (71") from the floor. In all cases it should be installed at a height where it cannot be touched in operation. Consideration should be given to any temporary or occasional additions such as stages or platforms, and the height should be adjusted accordingly.

The Herschel IRP4 should be firmly and permanently attached using the brackets provided with a minimum clearance of 125mm (4.9") between the top surface of the heater and the ceiling. Brackets must be attached to a solid surface capable of supporting the weight of the heater (11.3kg).

Diagram 1



⚠ CAUTION:

- Ensure mains power is OFF before commencing installation.
- The supplied mains cable must not contact the top surface of the heater during operation.
- Heater must not be located immediately below a socket outlet.
- Joists, beams and rafters shall not be cut or notched to install the appliance.
- Do not install the IRP4 into a ceiling recess, nor adjacent to a heater that has been ceiling-recessed.
- The identification mark and model reference should be visible after installation.
- The IRP4 must not be attached so as to face or be close to any combustible material (eg, wood or PVC cladding, fascia or soffit).

- The fixed wiring insulation coming into contact with parts with a temperature rise of greater than 50°C must be protected, for example, by sleeving having an appropriate temperature rating.

EXTERIOR USE:

The IRP4 is not approved for exterior use.

INITIAL USE:

There may be an odour or vapour from the heater on initial use or if heater has not been used for an extended period. This is normal and is a result of a build up of dust.

USER MAINTENANCE:

The Herschel IRP4 is maintenance free but to maintain appearance it should occasionally be cleaned all over with a soft dry cloth. No abrasive cloths or cleaners should be used and appliances such as pressure washers, steam cleaners, etc, should never be used. Cleaning should only be done when the unit is cold and switched off. All personnel cleaning and maintaining the unit must have suitable training and information to carry out the operation safely.

WARRANTY:



Register your product here:

<https://www.herschel-infrared.com/customer-service/warranty-registration/>

The Herschel IRP4 is guaranteed against failure due to faulty materials or workmanship for five years from date of purchase. In the unlikely event of failure of the unit within this time, the unit must be returned to the supplier for repair or replacement. The guarantee is invalid if the correct installation instructions as given in this leaflet have not been adhered to. Refer to Herschel Infrared Ltd's warranty policy for full details.

See <https://www.herschel-infrared.com>.

Note your serial number for future reference: