

Silverlink 600 Ambient Pedestals with Doors

Key Features

- Type: Ambient/neutral
- To support electric versions of Silverlink 600 countertop units only
- Side hinged door(s)
- Supplied with one stainless steel shelf
- 3 shelf positions
- Height adjustable feet



CC6

Construction

- Body: stainless steel grade 430

Available Options

- Choice of widths


Available Accessories

- PSH3 - Additional shelf for CC3
- PSH4 - Additional shelf for CC4
- PSH6 - Additional shelf for CC6
- PSH7 - Additional shelf for CC7

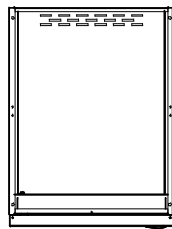
Specifications

Model	CC3	CC4	CC6	CC7
External height (mm)	650 - 670	650 - 670	650 - 670	650 - 670
External width (mm)	300	450	600	750
External depth (mm)	600	600	600	600
Shelf size w x d (mm)	250 x 530	400 x 530	550 x 530	700 x 530
Net weight - unpacked (kg)	14	18	22	26
Gross weight - packed (kg)	19	23	28	32
Shipping volume (m ³)	0.269	0.269	0.467	0.467
Total power rating (kW)	N/A	N/A	N/A	N/A
Electrical supply 1N~+E 230V 50-60Hz Current Rating (A)	N/A	N/A	N/A	N/A


CC3



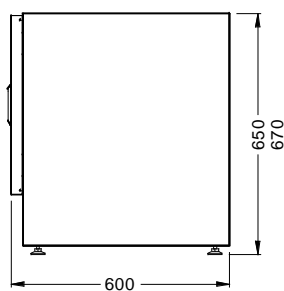
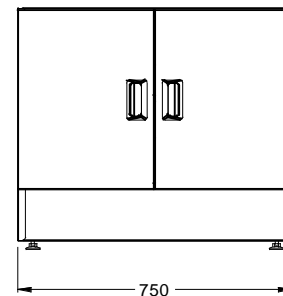
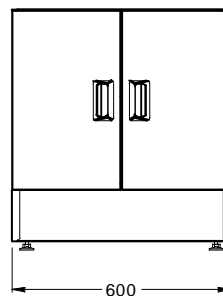
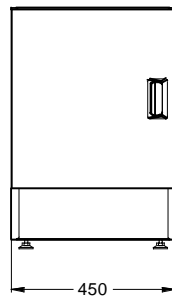
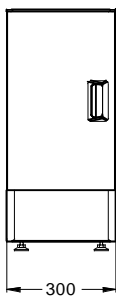
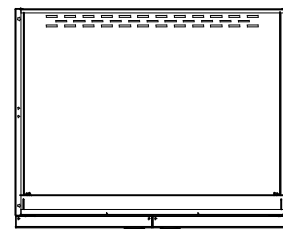
CC4



CC6



CC7



Lincat Limited, Whisby Road,
Lincoln LN6 3QZ,
United Kingdom

UK Sales Tel: 01522 875500 UK Spares Tel: 01522 875510 UK General Tel: 01522 875555
 UK Fax: 01522 875530 International Sales Tel: +44 1522 503250 International Fax: +44 1522 875530
 Website: www.lincat.co.uk UK Sales e-mail: sales@lincat.co.uk International Sales e-mail: export@lincat.co.uk



Document ref:
SLINKCC3_CC4_CC6_CC7
Issue date: Feb 17