

Wall Cupboards

Key Features

- Durable
- Large capacity and a range of sizes
- Supplied with shelf
- Additional shelves available



Wall Cupboards

Construction

- Body: Stainless steel grade 430
- Shelves: Stainless steel grade 430

Available Options

- N/A

Available Accessories

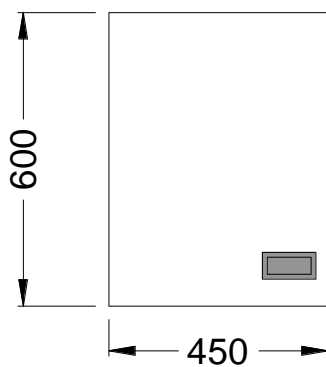
Shelves:

- WLS4 450W X 300D
- WLS6 600W X 300D
- WLS7 650W X 300D
- WLS9 900W X 300D

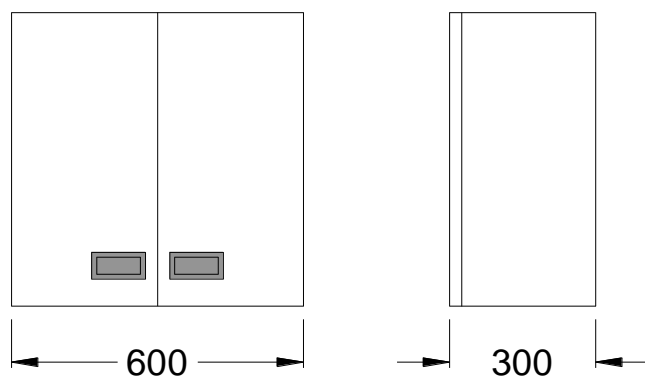
Specifications

Model	WL4	WL6	WL7	WL9
External height (mm)	600	600	600	600
External width (mm)	450	600	750	900
External depth (mm)	300	300	300	300
Net weight - unpacked (kg)	14	16	18	26
Gross weight - packed (kg)	18	22	22	30
Shipping volume (m ³)	0.2	0.255	0.311	0.351

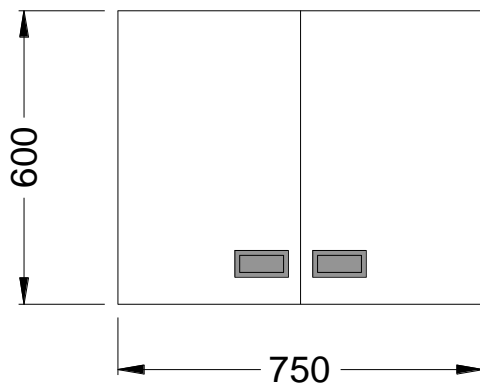
WL4



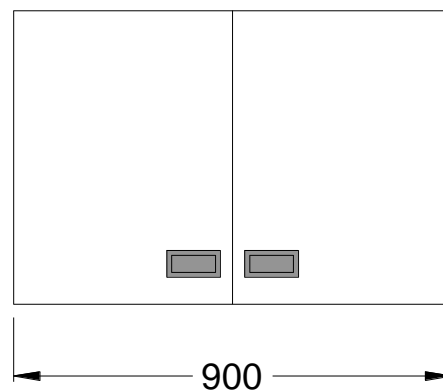
WL6



WL7



WL9



Lincat Limited, Whisby Road,
Lincoln LN6 3QZ,
United Kingdom

UK Sales Tel: 01522 875500 UK Spares Tel: 01522 875510 UK General Tel: 01522 875555
UK Fax: 01522 875530 International Sales Tel: +44 1522 503250 International Fax: +44 1522 875530
Website: www.lincat.co.uk UK Sales e-mail: sales@lincat.co.uk International Sales e-mail: export@lincat.co.uk



Document ref:
WALLCUPBOARDSWL4_WL6_WL7_WL9
Issue date: Feb-17